

Magen Kits comparing to Other Brands



Magen Biotechnology Co., Ltd



1. Plasmid Mini Kit Test Report

1. Testing Products:

- Q: Qiagen, Qiaprep Spin Miniprep Kit, 27104
- T: Tiagen, TIANprep Mini Plasmid Kit, DP103
- O: Omega, E.Z.N.A. Plasmid Mini Kit, D6943-02
- A: Axygen, Axyprep Plasmid Mini Kit, AP-MN-P-50
- **M**: Magen, HiPure Plasmid Micro Kit, P1001-02

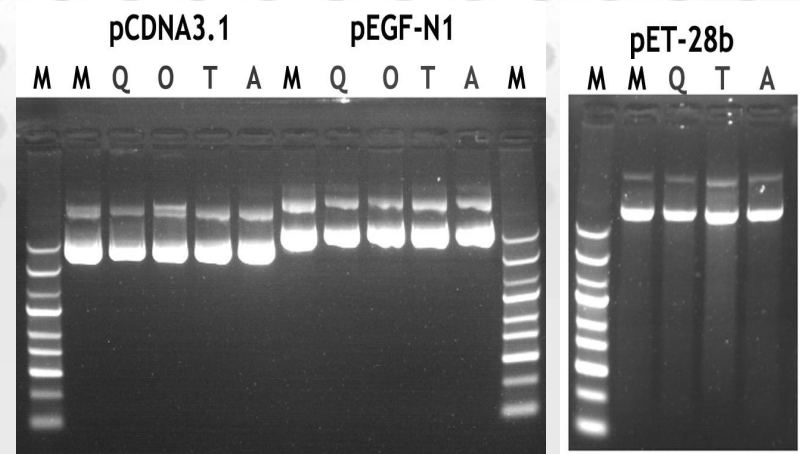
2. Plasmid Used:

- 3ml overnight bacterial culture, OD600=3.0.
- Vectors: CDNA3.1, pEGF-N1, pET-28b.

3. Testing Methods

- Testing OD data by Nanodrop 2000
- Running DNA by 1.0% Agarose Gel
- Testing Plasmid quality by ABI3730

4. Agarose Gel testing results



Agarose gel testing results with 2ul purified plasmid DNA.

1% agarose gel. M: DL5000 DNA Marker

The results showed that, Angen HiPure Plasmid Micro Kit has same quality comparing to other brands. With complete plasmid stripes and high content of supercoiled plasmid.



1. Plasmid Mini Kit Test Report

5. OD Testing

Sample ID	260/280	260/230	Yield(ug)	Company
2ml PCDNA3.1	1.89	2.20	25	Magen
	1.90	2.20	23	axygen
	1.89	2.10	24	Qiagen
	1.88	2.21	25	Tiagen
2ml pET- 28b	1.81	1.95	7	Magen
	1.79	1.84	5	axygen
	1.80	1.81	5	Qiagen
	1.82	1.95	6	Tiagen
2ml PEGF- N1	1.89	2.20	25	Magen
	1.90	2.20	23	axygen
	1.9	2.2	24	Qiagen
	1.88	2.21	25	Tiagen

The above table showed that, Magen HiPure Plasmid Micro Kit had same and even better yield & purity comparing to other brands.

6. Protocol comparison

6.1. Treated with balance solution?

Yes: Tiagen, Omega

No: Angen, Axygen, Qiagen

6.2. Centrifugation time after neutralization step (get supernatant)

10 min: Qiagen, Tiagen, Axygen

1 min: Angen

6.3. Genomic/Protein precipitate removal effect

Pellet residue in supernatant: Qiagen, Tiagen, Axygen

Clear supernatant, precipitation stick on tube: Angen

Magen Hipure Plasmid Micro Kit Advantage:

1. New alkaline lysis method. Only 2 minutes centrifugation to get supernatant.
2. Genomic DNA/Protein precipitation centrifugation more thoroughly, Get more clear supernatant.
3. Long-time stable columns, no need balance solution.



2. Gel DNA Extraction Test Report (Agarose Gel)

1. Testing Products:

- Q: Qiagen, QIAquick Gel Extraction Kit, 28704
- T: Tiagen, TianGel DNA Mini Purification Kit, DP208
- O: Omega, E.Z.N.A. Gel Extraction Kit, D2500-02
- A: Axygen, AxyPrep DNA Gel Purification Kit, AP-GX-50
- M: Magen, HiPure Gel Pure DNA Micro Kit, D2110-02

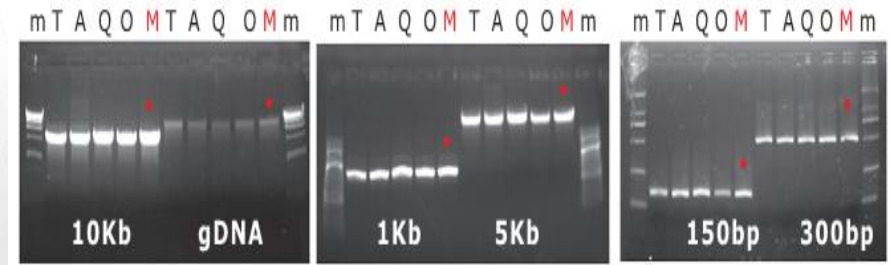
2. DNA Fragments

- Large DNA fragment: Genomic DNA, 10kb DNA
- Middle DNA fragment: 1kb 5kb DNA
- Small DNA fragment: 150bp and 300bp DNA

3. Testing Method

- Testing DNA recovery yield by 1% agarose gel electrophoresis

4. Testing results



Agarose gel testing results for different Gel Extraction Kits.

Used the different testing products extracting DNA from Agarose Gel with different sizes of DNA Fragments.

The results showed that Magen HiPure Gel Pure DNA Micro Kit had better yield on small and big DNA fragments than other brands, and on middle fragments are almost same as other brands.

Magen HiPure Gel Pure DNA Micro Kit (D2110) Advantages:

1. High DNA recovery yield, especially for small DNA fragment
2. Low elution buffer volume, as less as 7-10ul.



3. PCR Purification Testing Report

1. Testing Products:

- Q: Qiagen, QIAquick PCR Purification Kit, 28104
- T: Tiagen, TIANquick Mini Purification Kit, DP203
- O: Omega, E.Z.N.A. Cycle Pure Kit, D6492-02
- A: Axygen, AxyPrep PCR Purification Kit, AP-PCR-50
- **M**: Magen, HiPure PCR Pure DNA Micro Kit, D2120-02

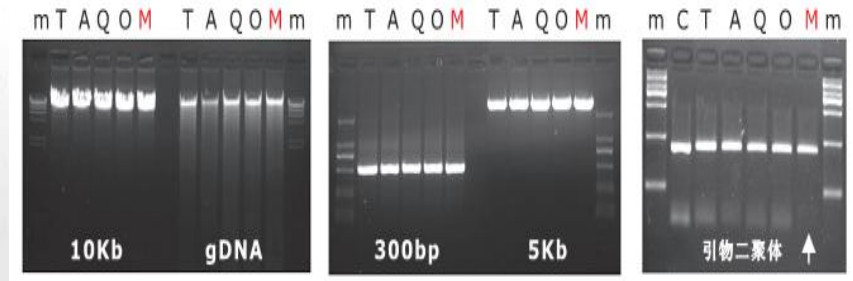
2. DNA Fragments

- Large DNA fragment: Genomic DNA, 10bp DNA fragment
- Small/Middle DNA fragment: 300bp, 5kb DNA fragment
- PCR products with serious primer dimer

3. Testing Method

- Testing DNA recovery yield by 1% agarose gel electrophoresis

4. Testing results



Agarose gel testing results for different PCR Purification Kits.

Used the different testing products extracting DNA from Agarose Gel with different sizes of DNA Fragments.

The results showed that Angen Hipure PCR Pure DNA Micro Kit had same yield comparing to other companies. And can remove the primer dimer more efficiently.

Magen HiPure PCR Pure DNA Micro Kit (D2120) Advantages:

1. Remove primer dimer efficiently.
2. Low elution volumn, as less as 7-10ul
3. Long-time stable columns, no need balance solution
4. Higher recovery yield



4. Blood DNA Extraction Test Report

1. Testing Products:

- Q: Qiagen, QIAamp DNA Blood Mini Kit, D51104
- T: Tiagen, TIANamp Blood DNA Kit, DP318
- O: Omega, E.Z.N.A. Blood DNA Mini Kit, D3392-01
- A: Axygen, AxyPrep Blood DNA Mini Kit, AP-MN-50
- **M**: Magen, HiPure Blood DNA Mini Kit, D3111-02

2. Blood Sample

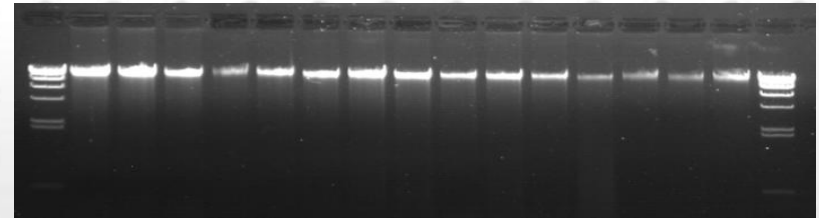
- Human Blood
- Pig Blod

3. Testing Methods:

- Testing DNA integrity by using 1% agarose gel electrophoresis
- Testing DNA purity and yield by OD data (Nanodrop 2000)

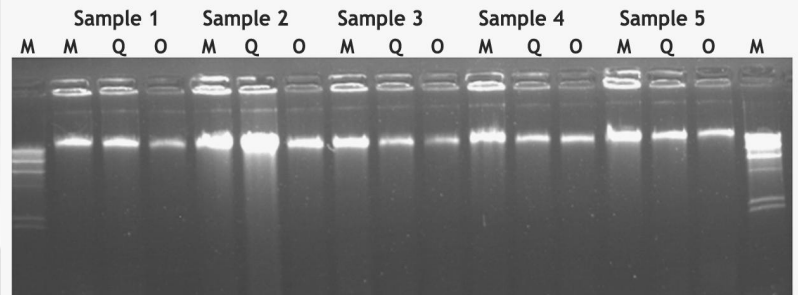
4. Agarose gel testing results

Angen Kit | o Kit | Q Kit | T Kit | A kit |
M S1 S2 S3 S1 S2 S3 S1 S2 S3 S1 S2 S3 S1 S2 S3 M



Yield of genomic DNA purified by using different companies Blood DNA Kits. Three different human blood (S1, S2, S3).

Testing results showed that Angen HiPure Blood DNA Mini Kit had higher DNA yield.



Yield of genomic DNA purified by Qiagen and Angen Blood DNA Kits. From five long-term preserved blood sample.

Testing results showed that Angen had higher DNA yield in four samples comparing to Qiagen.



4. Blood DNA Extraction Test Report

5. Testing results comparing to Qiagen:

Sample	Company	Con.	260/280	260/230	Yield (µg)
1	Magen	0.0720	1.93	1.67	7.2
	Qiagen	0.0645	1.94	1.24	6.45
2	Magen	0.0863	1.89	1.70	8.63
	Qiagen	0.1141	1.89	1.40	11.41
3	Magen	0.0540	1.88	1.24	5.4
	Qiagen	0.0326	2.00	1.40	3.26
4	Magen	0.0556	1.86	1.45	5.56
	Qiagen	0.0284	1.89	0.94	2.84
5	Magen	0.0626	1.87	1.22	6.26
	Qiagen	0.0338	2.02	1.01	3.38
6	Magen	0.0796	1.88	1.73	7.96
	Qiagen	0.0330	2.01	1.34	3.3

Magen HiPure Blood DNA Mini Kit Advantages:

1. Composite filter technology, highly reduce the block of columns. Angen kits didn't have column block situation in numerous experiments, while other kits will have 50% situation.
2. Greatly improve the stability of complex blood extraction.
3. Best optimized solution system, can reach same results comparing to Qiagen.
4. Various protocol guide, can deal with wide range of samples.



5. Tissue DNA Extraction Test Report

1. Testing Products

- Q: Qiagen, DNeasy Blood & Tissue Kit, 69581
- T: Tiagen, Marine Animals DNA Kit, DP324
- O: Omega, E.Z.N.Z. Tissue DNA Kit
- A: Axygen, AxyPrep Genomic DNA Mini Kit
- **M**: Magen, HiPure Tissue DNA Mini Kit, D3121-02

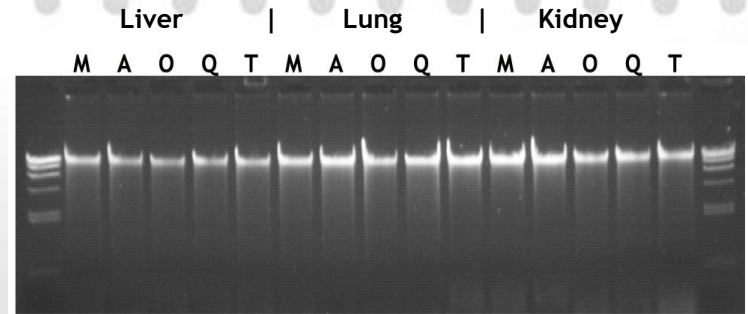
2. Kinds of sample

- Chicken tissue, Liver Tissue, Lung Tissue, Kidney Tissue

3. Testing Method

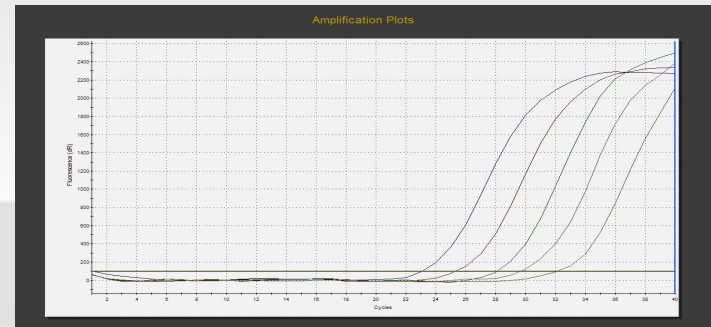
- Testing DNA integrity by using 1% agarose gel electrophoresis
- Testing DNA purity and yield by OD data (Nanodrop 2000)
- Testing inhibitor by Real Time PCR

4. Agarose gel testing results



Yield of genomic DNA purified by using different companies Tissue DNA Kits.

Testing results showed that Axygen kit had same yield comparing to other companies.



Purified DNA from liver tissue by using Axygen HiPure DNA Kit. Take 50ng Purified DNA gradient delution and then testing on real time PCR. The result showed that this kit got no inhibitors in DNA.



5. Tissue DNA Extraction Test Report

5. OD Reading yield

Company	Sample	浓度	Unit	260/280	260/230	Yield
axygen	liver	0.0644	µg/µl	1.80	1.47	12.87
		0.0602	µg/µl	1.80	1.32	12.03
Omega	liver	0.0623	µg/µl	1.81	1.35	12.45
		0.0639	µg/µl	1.77	1.45	12.78
Angen	liver	0.0729	µg/µl	1.82	1.86	14.57
		0.0696	µg/µl	1.81	1.74	13.91
Qiagen	liver	0.0551	µg/µl	1.82	1.49	11.01
		0.0621	µg/µl	1.82	1.45	12.41
Tiagen	liver	0.0567	µg/µl	1.83	1.02	11.34
		0.0564	µg/µl	1.82	1.02	11.27
axygen	lung	0.1166	µg/µl	1.85	1.93	23.32
		0.1501	µg/µl	1.85	1.98	30.02
Omega	lung	0.1236	µg/µl	1.84	1.93	24.72
		0.1306	µg/µl	1.84	1.97	26.11
Angen	lung	0.1499	µg/µl	1.83	1.89	29.98
		0.1855	µg/µl	1.85	2.05	37.09
Qiagen	lung	0.0511	µg/µl	1.79	1.45	10.21
		0.0601	µg/µl	1.81	1.51	12.01
Tiagen	lung	0.1470	µg/µl	1.88	1.47	29.40
		0.1387	µg/µl	1.87	1.45	27.74
Axygen	kidney	0.1145	µg/µl	1.88	1.94	22.89
		0.1160	µg/µl	1.84	1.88	23.20
Omega	kidney	0.1375	µg/µl	1.85	1.99	27.49
		0.1335	µg/µl	1.84	1.99	26.70
Angen	kidney	0.1457	µg/µl	1.81	1.91	29.14
		0.1437	µg/µl	1.85	2.00	28.73
Qiagen	kidney	0.1254	µg/µl	1.86	1.95	25.08
		0.1250	µg/µl	1.86	1.96	24.99
Tiagen	kidney	0.1116	µg/µl	1.87	1.40	22.31
		0.1181	µg/µl	1.85	1.31	23.61

Magen HiPure Tissue DNA Mini Kit Advantages:

1. Composite filter technology, highly reduce the block of columns. Angen kits didn't have column block situation in numerous experiments, while other kits will have 50% situation.
2. Various protocol guide, can deal with wide range of cells, tissue and blood samples.



6. Circulating DNA Test Report

1. Testing Products

- **Q:** Qiagen, Qiaamp Circulating Nucleic Acid Kit , 55114
- **M:** Magen, HiPure Circulating DNA Mini Kit, D3182-02

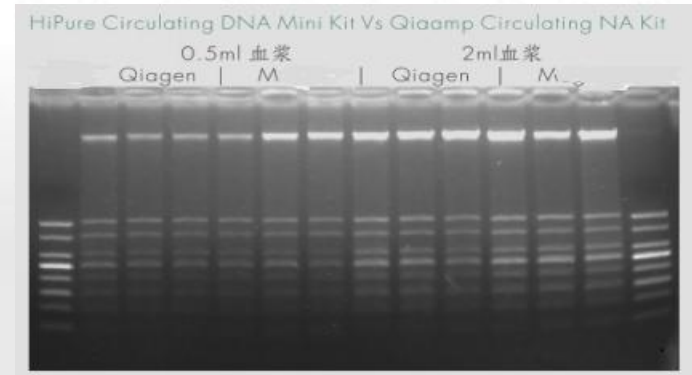
2. Testing Samples

- Pig blood plasma sample/DNA Marker
- 1ml Cancer patients plasma sample/ascites/hydrocephalus

3. Testing Method

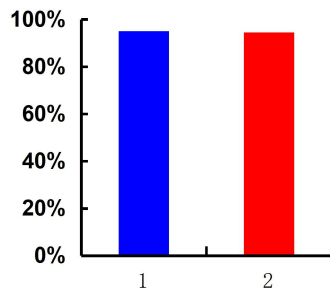
- Testing DNA recovery yield by DNA Marker
- Testing exacted DNA by liquid chip

Testing with DNA Marker



Add 100bp DNA Marker to 0.5ml and 2ml pig plasma, and then extracting DNA by Qiagen 55114 and Angen M3182. Analysis purified DNA with 3% agarose gel.

SNP Typing, by liquid chip



Testing Qiagen 55114 and Angen M3182 with blood samples from 20 breast tumor patients. Analysing DNA by liquid chip.



7. FFPE DNA Test Report

1. Testing Products

- Q: Qiagen, QIAamp DNA FFPE Tissue Kit, 56404
- M: Magen, HiPure FFPE DNA Kit, D3126

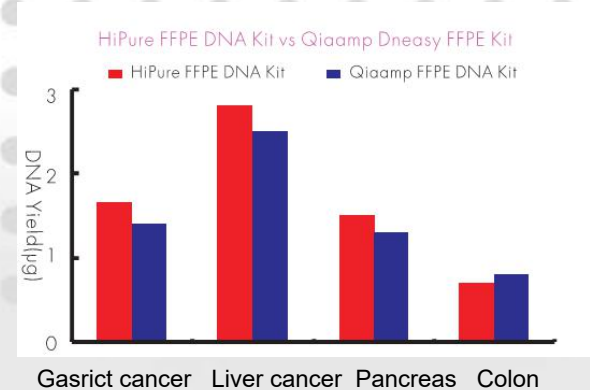
2. Testing Sample

- Different FFPE tissue samples

3. Testing Method

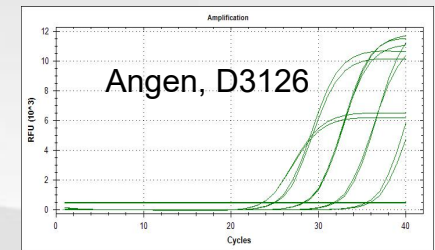
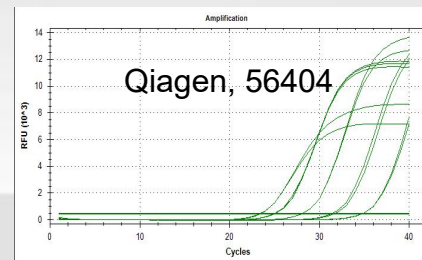
- Testing DNA purity by Nanodrop 2000
- Testing DNA yield by Real Time PCR

4. OD Testing Results



Nanodrop 2000 testing results for HiPure FFPE Kit (Magen) and QIAamp DNeasy FFPE Kit (Qiagen), with extracting the above 4 FFPE samples

5. Real time PCR Testing Results



Extracting DNA from Gastric cancer FFPE sample by using Magen kit (M3126) and Qiagen kit (56404). Get 100ng, 10ng, 1ng and 0.1ng DNA template by gradient dilution. Analysis the DNA by Real Time PCR. The results showed that both kits had similar quality.



8. Plant DNA Testing Report

1. Testing Products

- Q: Qiagen, DNeasy Plant Mini Kit , 69581
- M: Magen, HiPure SF Plant DNA Kit, D3164

2. Testing Sample (leaf)

- Cassava/Soybean/Corn/Peanut Leaf

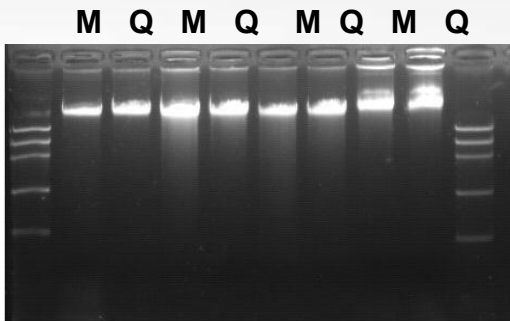
3. Testing Method

- Agarose Gel
- Nanodrop 2000 (OD data)
- Real Time PCR

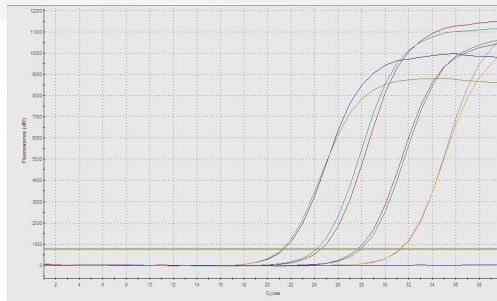
4. Testing Results

Leaf	Conc.	Unit	260/280	260/230	Yield	Company
Cassava	0.072	µg/µl	1.83	1.74	7.2	Qiagen
	0.077	µg/µl	1.85	1.43	7.7	Magen
Soybean	0.081	µg/µl	1.87	2.22	8.1	Qiagen
	0.097	µg/µl	1.83	1.99	9.7	Magen
Corn	0.056	µg/µl	1.82	2.1	5.6	Qiagen
	0.064	µg/µl	1.84	2.25	6.4	Magen
Peanut	0.183	µg/µl	1.94	2.14	18.3	Qiagen
	0.204	µg/µl	1.94	2.29	20.4	Magen

OD testing results by Nanodrop 2000



Agarose gel electrophoresis results for Qiagen kit (69581) and Magen (D3164)



Real time PCR results for Qiagen kit (69581) and Magen (D3164)

Magen Plant DNA Kit Advantages:

1. Angen supply two kinds of Plant DNA Kit for different use.
 - HiPure Plant DNA Kit is based on CTAB, has better adaptability.
 - HiPure SF Plant DNA Kit is same as Qiagen #69581, use for crop sample
2. High Permeability column, reducing the block of columns.



9. Soil DNA Testing Report

1. Testing Products

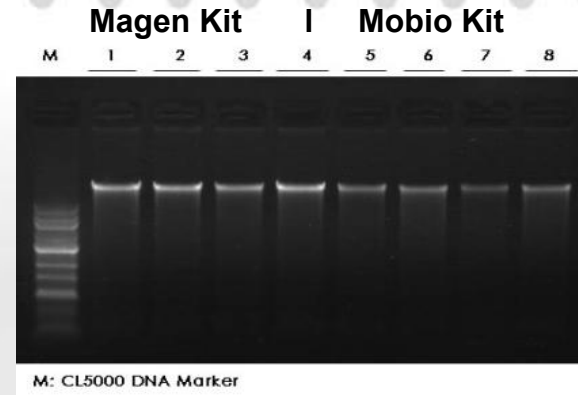
- Mobio, PowerSoil® DNA Isolation Kit
- Magen, HiPure Soil DNA Mini Kit, D3142

2. Testing Samples

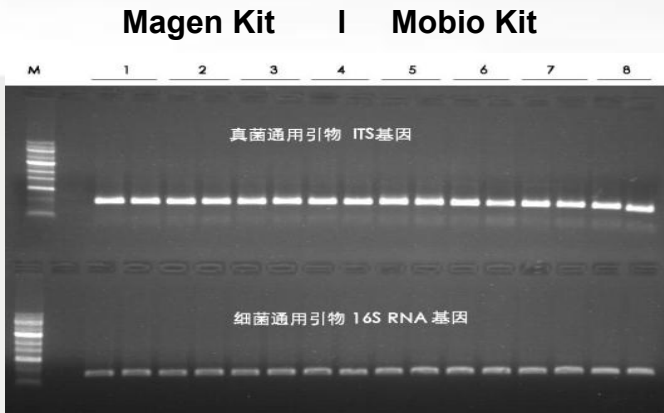
- Different soils (glass/forest/river bottom/plowland)

3. Testing Method

- Agarose Gel
- Nanodrop 2000 (OD data)
- Real Time PCR



Agarose gel results for Angen HiPure Soil DNA Kit and Mobio Powersoil DNA Isolation Kit with 4 soil samples. Test results showed that Angen Kit had higher DNA yield.



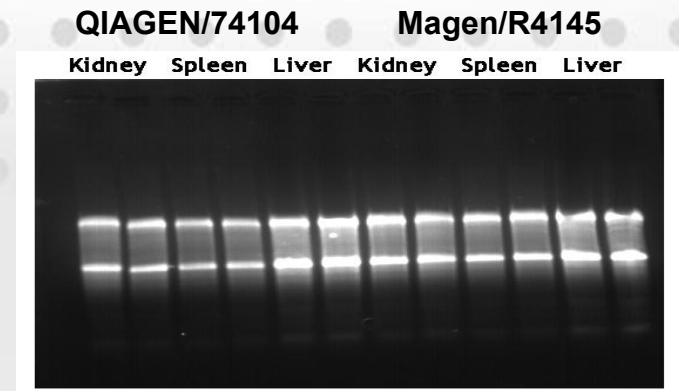
Use Magen HiPure Soil DNA Kit and Mobio Powersoil DNA Isolation Kit extracting 4 soil sample. Take the extracted DNA as template, run PCR with fungus and bacteria universal primers. Results showed that Angen and Mobio both can get fungus and bacteria.



10. RNA Omni Kit Test Report

Magen HiPure Total RNA Omni Kit (R4145) VS Qiagen RNeasy Mini Kit (74104)

Sample	260/280	260/230	Yield	Company
30 mg Kidney	2.11	2.07	84.3	Magen
	2.11	2.22	89.5	Magen
	2.13	2.24	80.2	Qiagen
	2.14	2.19	77.8	Qiagen
30 mg Spleen	2.09	2.06	77.4	Magen
	2.08	2.1	74.4	Magen
	2.12	2.22	69.3	Qiagen
	2.08	2.23	68.5	Qiagen
30 mg Liver	2.11	2.12	158.1	Magen
	2.06	2.23	150.1	Magen
	2.1	2.23	121.7	Qiagen
	2.16	2.25	128.6	Qiagen



Use Qiagen #74104 and Magen R4145 extracting RNA from chicken kidney and spleen tissue.

Analysis extracted RNA by agarose gel and getting OD data.

Results showed that Magen Kit had same quality comparing to Qiagen Kit.

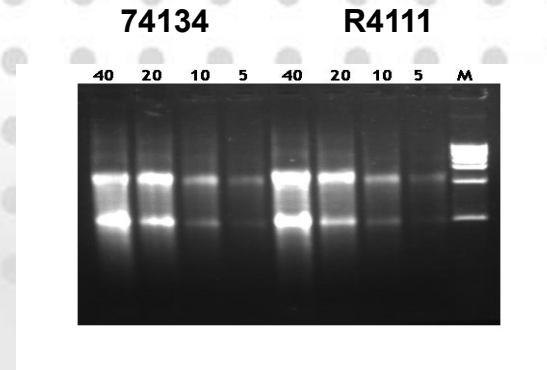


11. RNA Mini Kit Test Report

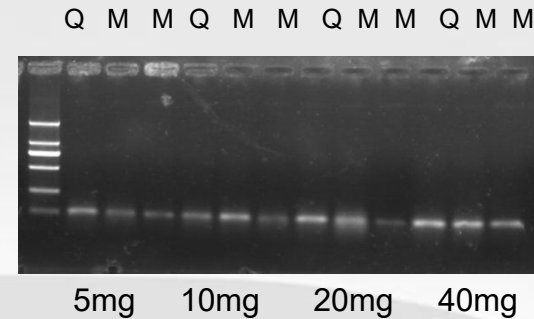
Magen HiPure Total RNA Mini Kit (R4111) Vs Qiagen RNeasy Plus Mini Kit (74134)

Sample	260/280	260/230	Yield (µg)	Company
40mg Liver	2.11	2.02	147	Qiagen
	2.14	2.01	156	Magen
	2.15	2.1	147	Magen
20 mg Liver	2.13	2.19	83	Qiagen
	2.11	2.14	98	Magen
	2.11	2.27	94	Magen
10 mg Liver	2.11	2.08	36.9	Qiagen
	2.13	2.24	41	Magen
	2.13	2.07	46	Magen
	2.09	2.05	19	Qiagen
5 mg Liver	2.12	2.09	21	Magen
	2.11	2.28	18	Magen

OD data by Nanodrop 2000



Agarose gel electrophoresis for purified RNA



Q: Qiagen
M: Magen

Run RT PCR with purified RNA, and then run agarose gel

Use Qiagen 74134 and Magen R4111 protocols extracting RNA from fish liver (40mg, 20mg, 10mg and 5mg) sample.

Results showed that Magen kit had same quality comparing to Qiagen.



11. Universal RNA Mini Kit Test Report

Company	Sample ID	Nucleic Acid Conc.	Unit	A260	A280	260/280	260/230	Yield μg
Magen	Liver(50mg)	0.392	$\mu\text{g}/\mu\text{l}$	9.802	4.584	2.14	2.12	188.2
	Liver(50mg)	0.385	$\mu\text{g}/\mu\text{l}$	9.618	4.507	2.13	2.16	184.7
Qiagen	Liver(50mg)	0.333	$\mu\text{g}/\mu\text{l}$	8.328	3.901	2.13	1.66	159.9
	Liver(50mg)	0.345	$\mu\text{g}/\mu\text{l}$	8.633	4.070	2.12	1.65	165.7
Invitrogen	Liver(50mg)	0.337	$\mu\text{g}/\mu\text{l}$	8.435	3.957	2.13	1.96	162.0
	Liver(50mg)	0.360	$\mu\text{g}/\mu\text{l}$	8.997	4.219	2.13	1.75	172.8
Omega	Liver(50mg)	0.328	$\mu\text{g}/\mu\text{l}$	8.195	3.826	2.14	1.73	157.3
	Liver(50mg)	0.360	$\mu\text{g}/\mu\text{l}$	8.996	4.194	2.15	1.71	172.8
Magen	Heart(50mg)	0.177	$\mu\text{g}/\mu\text{l}$	4.437	2.095	2.12	1.34	17.7
	Heart(50mg)	0.181	$\mu\text{g}/\mu\text{l}$	4.523	2.125	2.13	1.52	18.1
Qiagen	Heart(50mg)	0.148	$\mu\text{g}/\mu\text{l}$	3.696	1.738	2.13	1.17	14.8
	Heart(50mg)	0.149	$\mu\text{g}/\mu\text{l}$	3.720	1.764	2.11	0.95	14.9
Invitrogen	Heart(50mg)	0.133	$\mu\text{g}/\mu\text{l}$	3.328	1.573	2.12	1.43	13.3
	Heart(50mg)	0.153	$\mu\text{g}/\mu\text{l}$	3.837	1.815	2.11	1.39	15.3
Omega	Heart(50mg)	0.154	$\mu\text{g}/\mu\text{l}$	3.855	1.870	2.06	0.73	15.4
	Heart(50mg)	0.131	$\mu\text{g}/\mu\text{l}$	3.264	1.553	2.1	1.15	13.1

1. Testing Products

- Qiagen, RNeasy Plus Universal Mini Kit, 73404
- Magen, HiPure Universal RNA Kit, R4130-02
- Omega, E.z.n.a. Total RNA Kit II, R6930
- Invitrogen, Trizol Plus

2. Testing Results

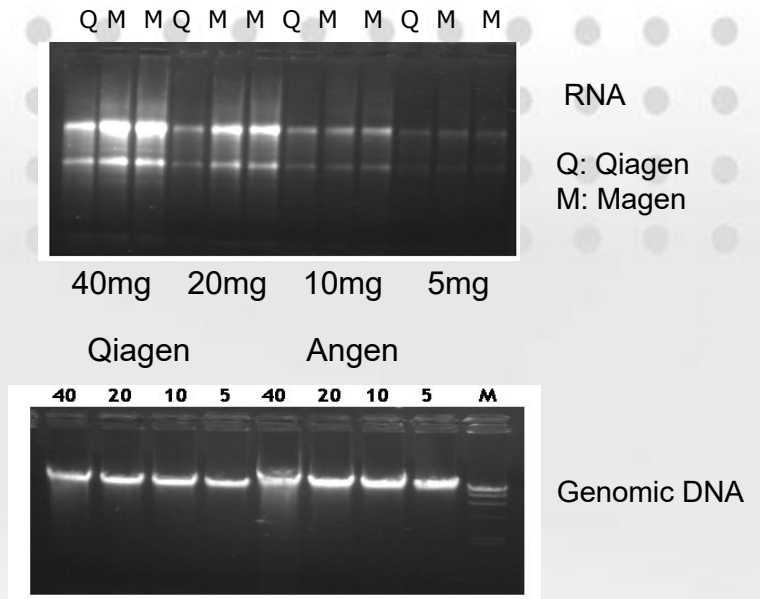
Results showed that Magen HiPure Universal RNA Kit had same quality comparing to other companies.



13. AllPure DNA/RNA Kit Test Report

Magen AllPure DNA/RNA Mini Kit (R5111) Vs Qiagen AllPrep DNA/RNA Mini Kit (80204)

Sample	260/280	260/230	Yield	Company
Genomic DNA				
40mg	1.90	1.12	48	Qiagen
	1.90	1.12	53	Magen
20 mg	1.89	1.54	26	Qiagen
	1.89	1.97	24	Magen
10 mg	1.91	2.21	17	Qiagen
	1.92	2.12	17	Magen
5 mg	1.90	2.38	7	Qiagen
	1.88	2.44	8	Magen
RNA				
40mg	2.11	2.02	147	Qiagen
	2.15	2.1	147	Magen
20 mg	2.13	2.19	84	Qiagen
	2.11	2.27	95	MAgen
10 mg	2.11	2.08	37	Qiagen
	2.13	2.07	47	Magen
5 mg	2.09	2.05	19	Qagen
	2.11	2.28	19	Magen



Use Qiagen #80204 and Magen R5111 protocols extracting DNA & RNA from fish liver (40mg, 20mg, 10mg and 5mg) sample.

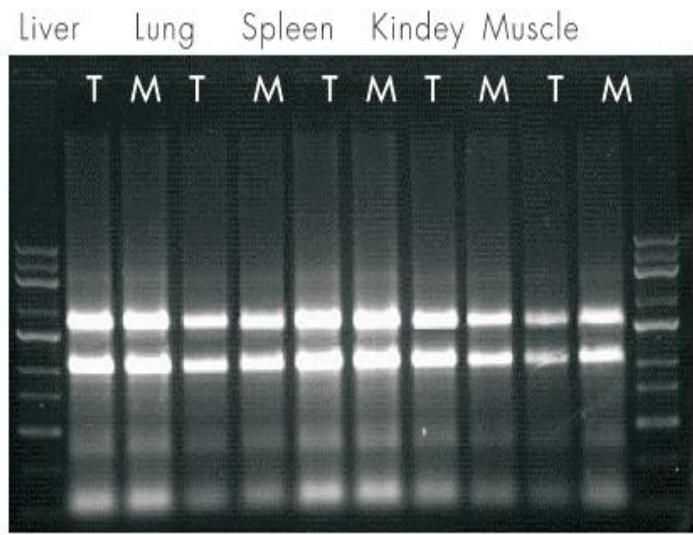
Results showed that Magen kit had same quality comparing to Qiagen.



14. MagZol Reagent Test Report

MagZol Reagent (R4801) VS Invitrogen TRizol Reagent (15596026)

MagZol Reagent VS Trizol Reagent



Take 1% RNA runing on 1% agarose gel.
M: Magen T: Invitrogen

Sample	A260	A280	260/280	260/230	Yield (ug)	Product
Liver	13.154	6.771	1.94	1.55	66	MagZol
	13.663	6.827	2	1.63	68	Trizol
Lung	4.121	2.086	1.98	1.27	21	MagZol
	3.653	1.906	1.92	2.03	18	Trizol
Spleen	6.399	3.331	1.92	2.2	32	MagZol
	4.365	2.243	1.95	1.75	22	Trizol
Kindey	11.253	5.677	1.98	2	56	MagZol
	12.527	6.206	2.02	2.05	63	Trizol
Muscle	2.875	1.395	2.06	1.16	14	MagZol
	2.835	1.349	2.1	1.14	14	Trizol

Use MagZol Reagent and TRizol Reagent protocols extracting RNA from 50mg different mouse samples.

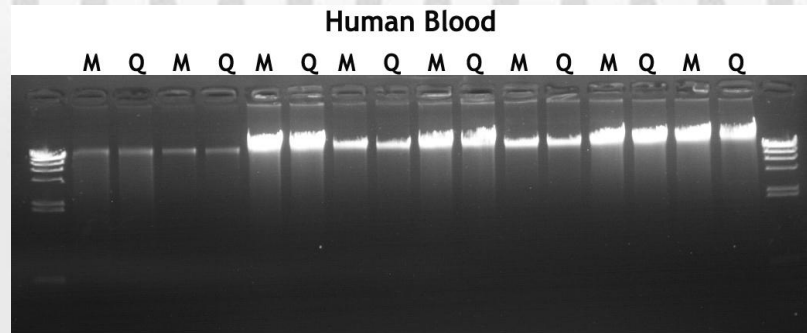
Results showed that Magen MagZol Reagent had same quality comparing to Invitrogen TRizol Reagent.



15. MagPure Blood DNA Test Report (Magnetic Bead Method)

MagPure Blood DNA KF Kit (MD5111) VS BioSprint 96 DNA Blood Kit (940054)

Compnay	Samples	Nucleic Acid Conc.	260/280	Yield
Magen	1	19.8	1.82	2.0
Qiagen		19.3	1.79	1.9
Magen	2	20.9	1.83	2.1
Qiagen		19.9	1.79	2.0
Magen	3	94.7	1.81	9.5
Qiagen		81.9	1.79	8.2
Magen	4	31.6	1.82	3.2
Qiagen		30.6	1.87	3.1
Magen	5	48.7	1.81	4.9
Qiagen		48.5	1.78	4.8
Magen	6	34.9	1.81	3.5
Qiagen		31.3	1.80	3.1
Magen	7	55.2	1.82	5.5
Qiagen		54.7	1.81	5.5
Magen	8	62.7	1.82	6.3
Qiagen		59.7	1.81	6.0



Use Magen #MD5111 and Qiagen #940054 protocols extracting DNA from 200ul blood samples. Use on KingFisher Flex Machine.

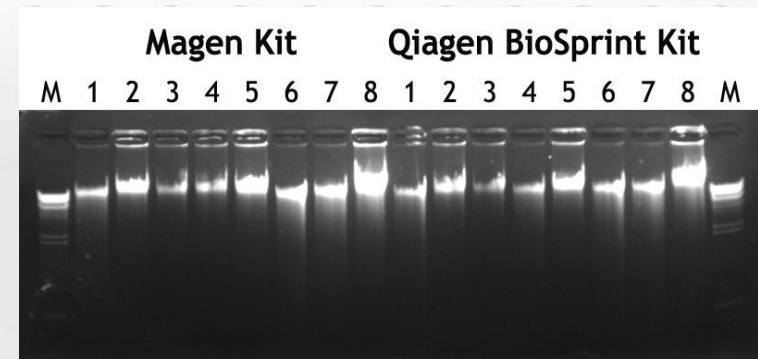
Results showed that Magen kit had same quality comparing to Qiagen Kit.



16. MagPure DNA Test Report (Magnetic Bead Method)

MagPure Tissue DNA KF Kit (MD5112) VS BioSprint 96 DNA Blood Kit (940054)

Tissue	Nucleic Acid Conc.	260/280	260/230	260/230	Company
Ear	29.8	1.83	1.86	5.96	Qiagen
Ear	31.15	1.84	1.79	6.23	Magen
Kidney	91.3	1.85	1.99	18.26	Qiagen
Kidney	97.8	1.86	2.04	19.56	Magen
Skin	19.9	1.85	2.2	3.98	Qiagen
Skin	20.6	1.83	1.98	4.12	Magen
Tail	27.55	1.87	2.06	5.51	Qiagen
Tail	29.05	1.87	2.16	5.81	Magen
Liver	104.8	1.83	1.76	20.96	Qiagen
Liver	136.5	1.84	1.77	27.3	Magen
Spleen	91.3	1.85	1.98	18.26	Qiagen
Spleen	97.8	1.86	2.14	19.56	Magen
Heart	99.9	1.85	2.02	19.98	Qiagen
Heart	107.3	1.83	1.88	21.46	Magen
Lung	312.95	1.87	2.06	62.59	Qiagen
Lung	337.95	1.87	2.16	67.59	Magen



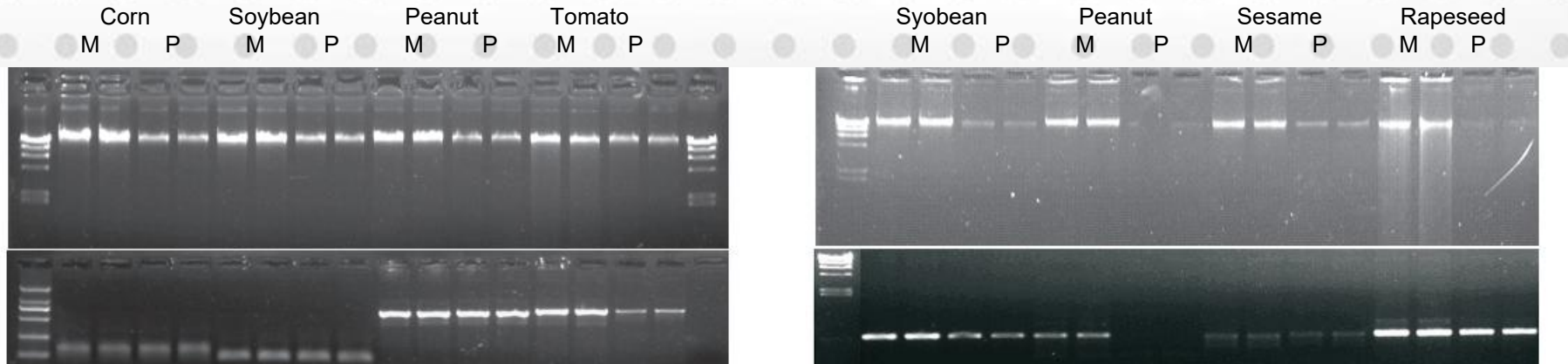
Use Magen #MD5112 and Qiagen #940054 protocols extracting DNA from 20mg mouse tissue samples. Use on KingFisher Flex Machine.

Results showed that Magen kit had same quality comparing to Qiagen Kit.



17. MagPure Plant DNA Test Report (Magnetic Bead Method)

MagPure Plant DNA Kit (MD 5118) VS Wizard® Magnetic 96 DNA Plant System (FF3760)



Use Magen #MD5118 and Omega #FF37 protocols extracting DNA from 4 different fresh leaf samples. Use on KingFisher Flex Machine. Take 5% DNA running on 0.8% agarose gel. Take 1% DNA as template, running on PCR.

Use Magen #MD5118 and Omega #FF37 protocols extracting DNA from 4 different seed samples. Use on KingFisher Flex Machine. Take 5% DNA running on 0.8% agarose gel. Take 1% DNA as template, running on PCR.

The results showed that Magen MagPure Plant Kit had better quality than Omega Kit, especially on Seed samples.



18. MagPure Viral RNA Test Report (Magnetic Bead method)

MagPure Viral DNA/RNA Kit (MD5412) VS Ambion MagMAX-96 (AM1836)

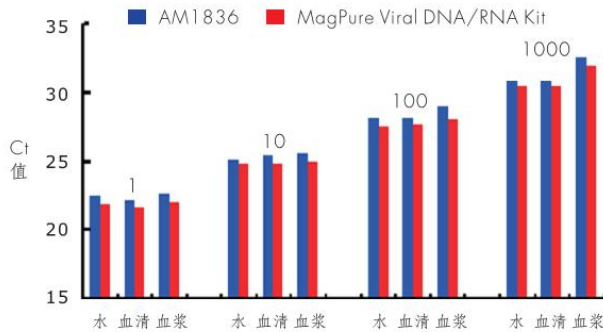


图2：1羽份鸭瘟活疫苗经梯度(1,10,100,1000倍)稀释后接种到灭菌水、血清和血浆中。然后用 Am1835和MagPure Viral DNA/RNA Micro Kit 进行纯化回收。得到的病毒RNA用SYBR Green I染料法定量PCR分析的结果。

所用仪器：Stratagene Mx3000荧光定量PCR仪
定量试剂盒：FulenGen All-in-One QPCR MasterMix

Purified Viral RNA ran on Real Time PCR

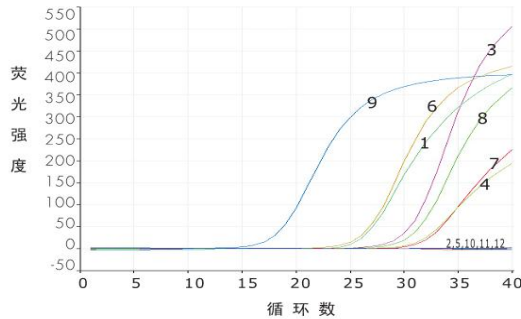


图1：8份肠道EV71病毒(RNA病毒)待检样品、3个阴性和1个阳性样品经MagPure Viral DNA/RNA Micro Kit 提取后，用探针法定量PCR检测试剂盒分析的结果。
所用仪器：达安荧光定量分析仪DA7600
定量试剂盒：达安肠道病毒EV71型PCR-探针检测试剂盒

检测结果

样品名: 1 2 3 4 5 6 7 8 9 10 11 12
样品类型:未知未知未知未知未知未知未知未知未知质控阴性阴性阴性
Ct值: 25.1 28.1 31.1 24.4 30.7 29.1 16.2 - - -

Sample	Viral Load (UI/ml)		
	300 µl MLB	500 µl MLB	ROCHE (Ampliprep/Taqman)
13094	97 600	1 310 000	32 650
13007	12 200	11 700	3 198
13182	Not detected	Not detected	136
12625	12 100	10 500	3 473
13122	Not detected	Not detected	Not detected

Magen Viral RNA Kit vs Roche Viral RNA Kit



19. Ampure XP Vs MagPure A3 XP

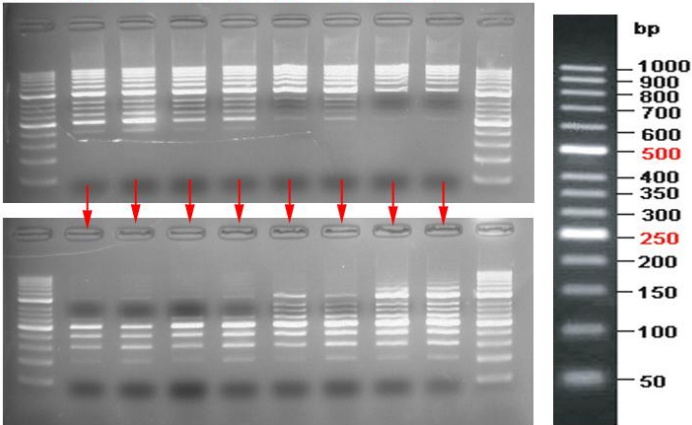
MagPure A3 XP vs AmPure XP

(M) vs (A)

C | 0.9 x | 0.8 x | 0.7 x | 0.6 x | C
 A M A M A M A M

First
Bind

Second
Bind

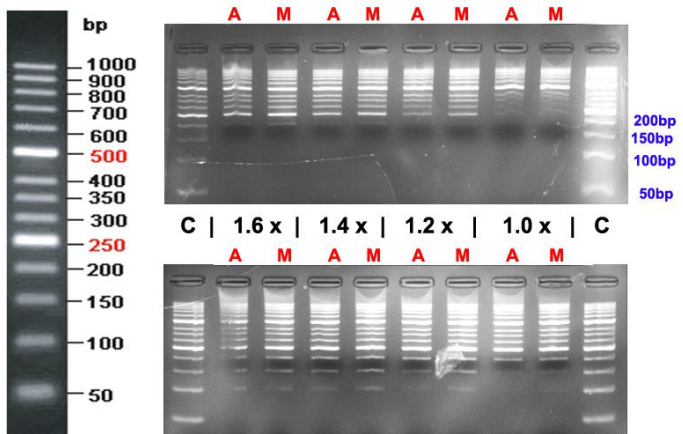


(Total 1.5 x Volume, 两步分选)

MagPure A3 XP Vs AmPure XP

(M) Vs (A)

C | 0.9 x | 0.8 x | 0.7 x | 0.6 x | C
 A M A M A M A M



Sample: 15ul DNA Marker + 35ul Water, following Ampure protocol, add different volume of Ampure XP or MagPure A3 XP.



20. Circulating DNA From Plasma

Sample ID	Product	DNA Conc. (Qubit)	Elution volumn (ul)	Build library Conc.
15050-472 15050-477	Magen Kit	0.300	35	
	Other Kit	0.136	35	
15050-478 15050-301	Magen Kit	0.244	35	7.32
	Other Kit	0.128	35	5.84
15050-471 15050-292	Magen Kit	0.420	35	13.4
	Other Kit	0.248	35	12.5
15050-299 15050-329	Magen Kit	0.252	35	
	Other Kit	0.104	35	
15050-329 15050-298	Magen Kit	0.342	35	
	Other Kit	0.204	35	
Water	Magen Kit	-	35	
	Other Kit	-	35	